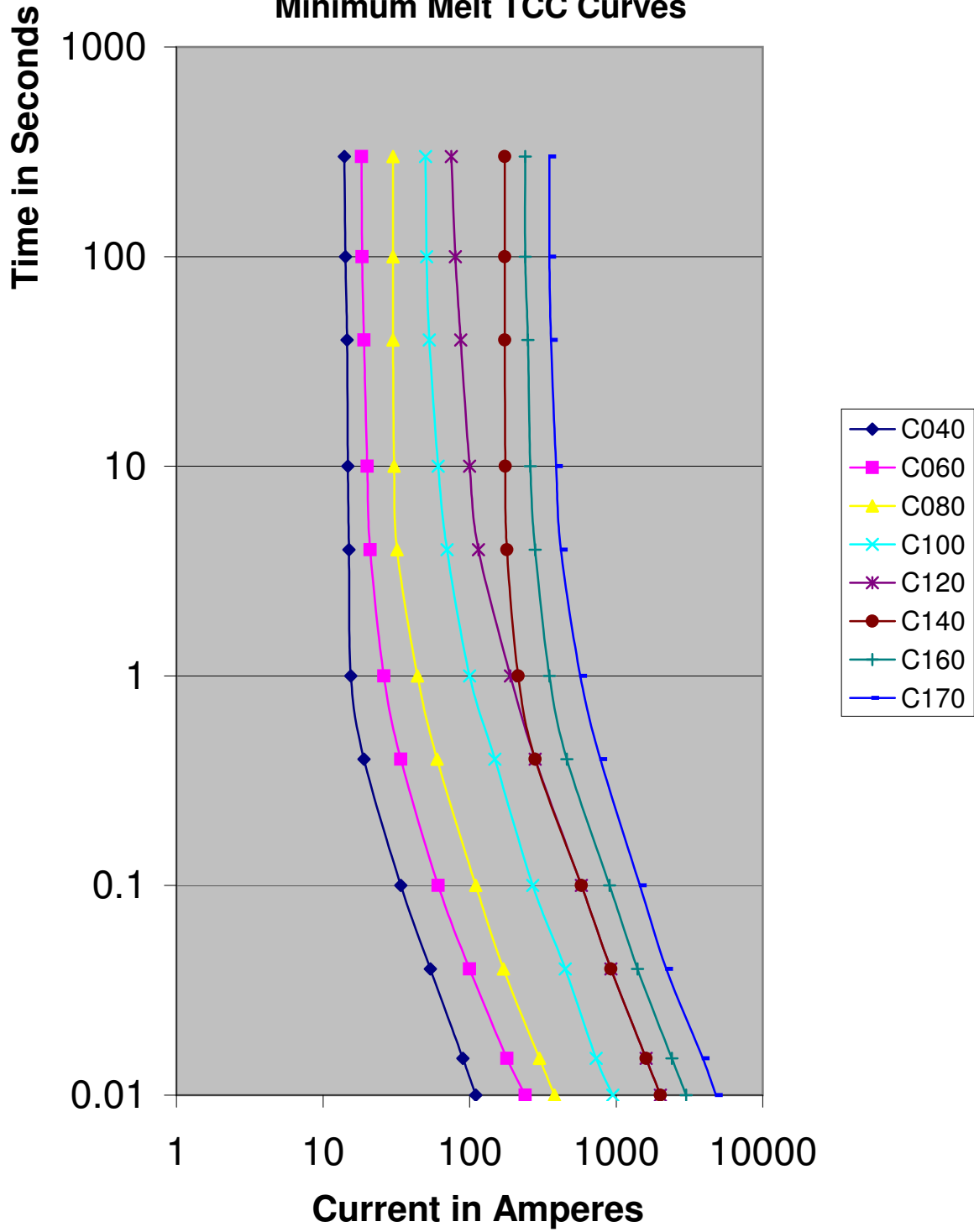
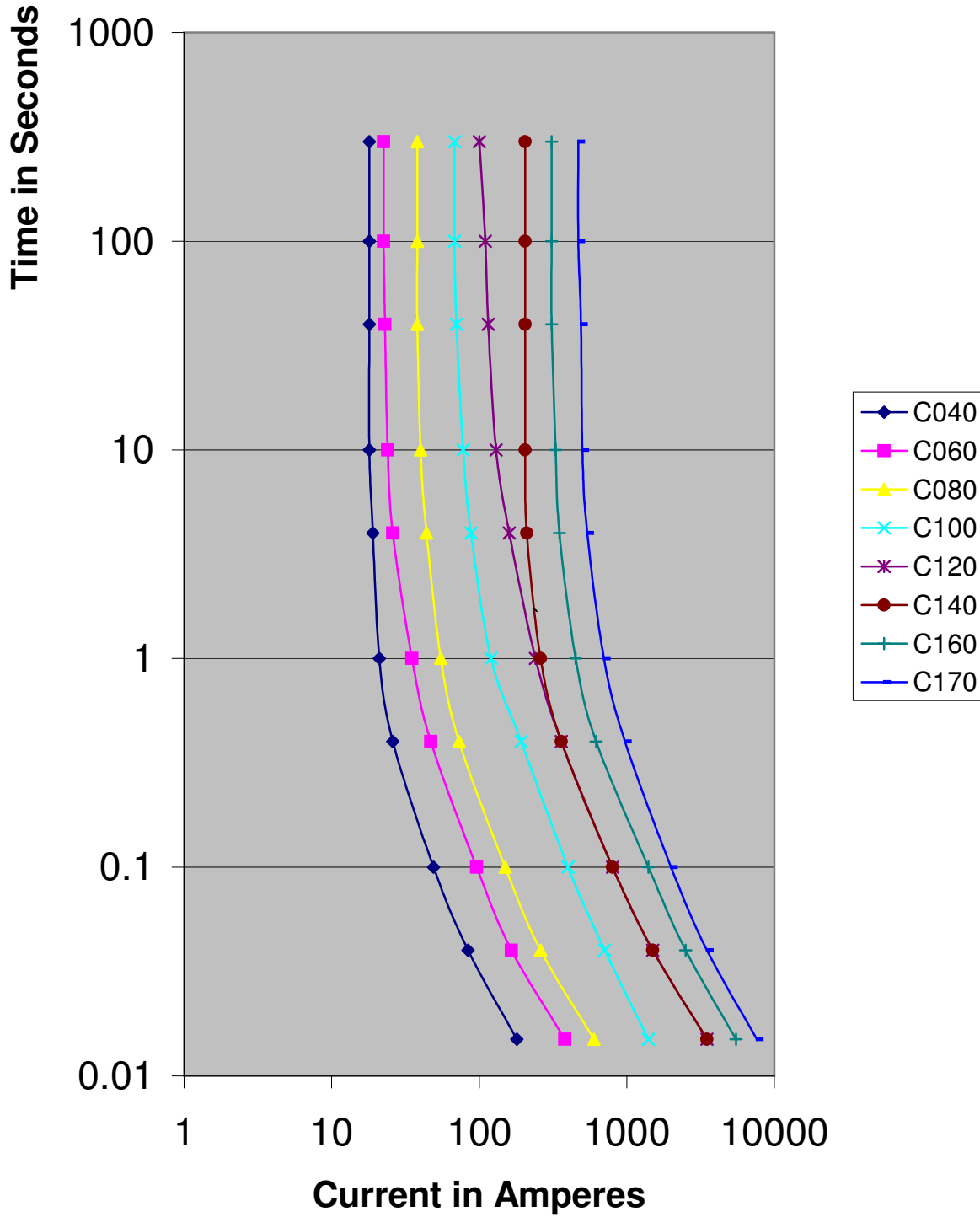


ERMCO Components Inc. Fault Sensing Fuse
 Model 9F54MFC
 Minimum Melt TCC Curves



**ERMCO Components Inc. Fault Sensing Fuse
Model 9F54MFC
Maximum Clear TCC Curves**





Fault sensing Fuse Model 9F54MFC TCC Plot Points

Time (seconds)
0.01
0.015
0.04
0.1
0.4
1
4
10
40
100
300

C040	
Min Melt	Max Clear
110	
90	180
54	84
34	49
19	26
15.5	21
15	19
14.8	18
14.6	18
14.2	18
14	18

C060	
Min Melt	Max Clear
240	
180	380
100	165
61	96
34	47
26	35
21	26
20	24
19	23
18.5	22.5
18.3	22.5

C080	
Min Melt	Max Clear
380	
300	600
170	260
110	150
60	73
44	55
32	44
30.5	40
30	38
30	38
30	38

Time (seconds)
0.01
0.015
0.04
0.1
0.4
1
4
10
40
100
300

C100	
Min Melt	Max Clear
950	
730	1400
450	710
270	400
149	192
100	120
70	88
61	78
53	70
51	68
50	68

C120	
Min Melt	Max Clear
2000	
1600	3500
920	1500
580	800
280	360
190	240
115	160
100	130
87	115
80	110
75	100

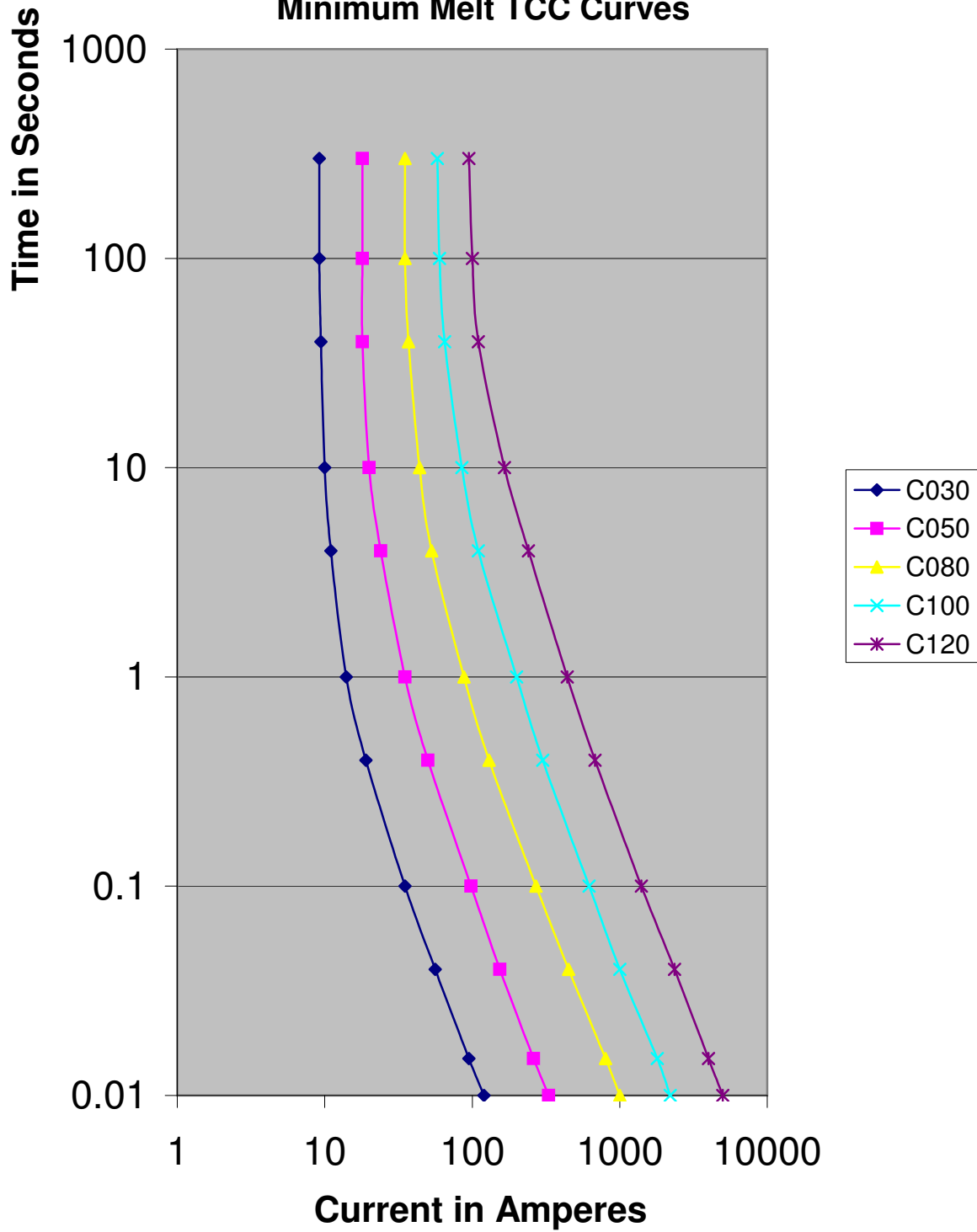
C140	
Min Melt	Max Clear
2000	
1600	3500
920	1500
580	800
280	360
215	260
180	210
175	205
174	205
174	205
174	205

Time (seconds)
0.01
0.015
0.04
0.1
0.4
1
4
10
40
100
300

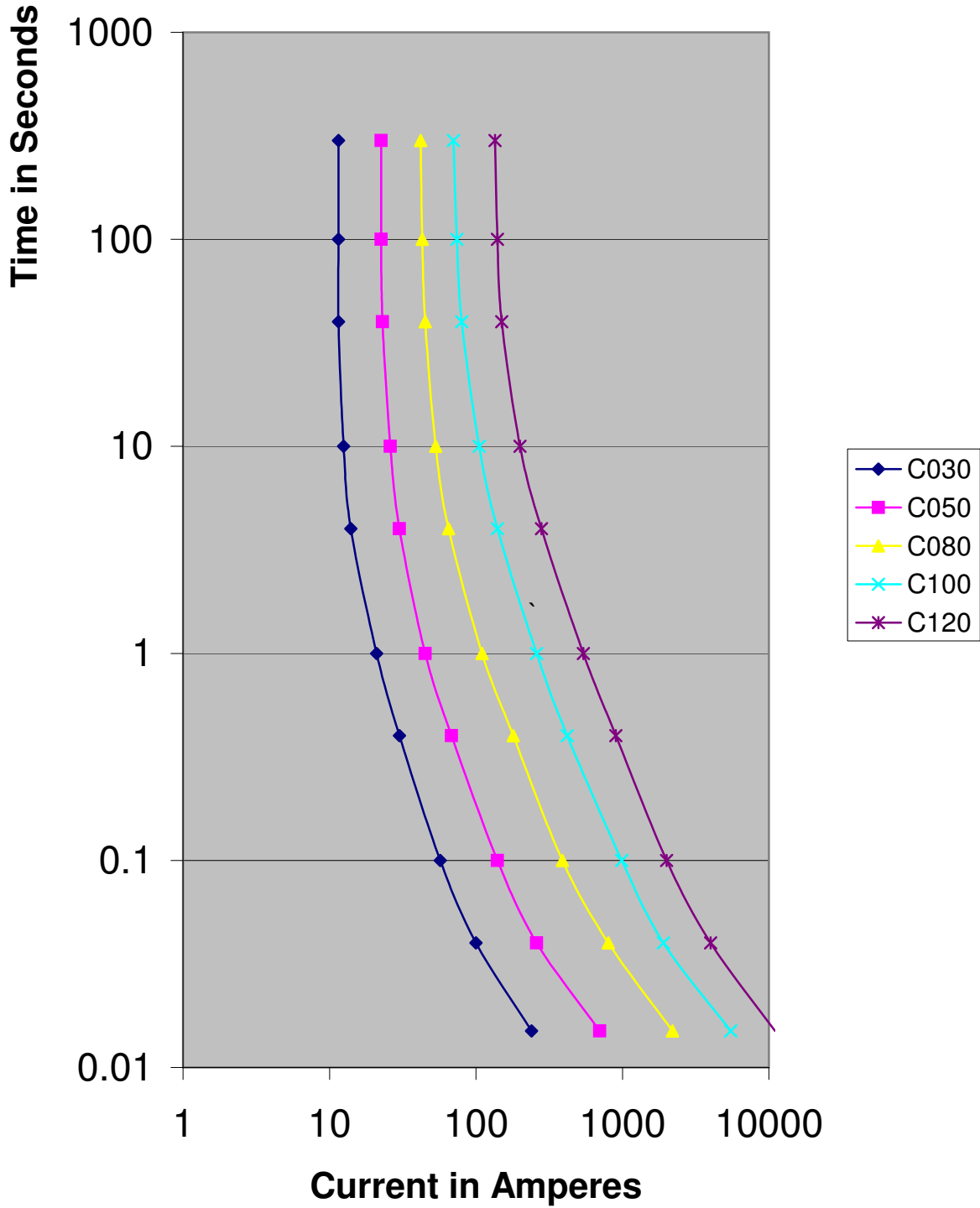
C160	
Min Melt	Max Clear
3000	
2400	5500
1400	2500
900	1400
460	620
350	450
280	350
260	330
250	310
240	310
240	310

C170	
Min Melt	Max Clear
4800	
3900	7600
2200	3500
1450	2000
780	970
570	700
420	540
390	500
360	490
350	470
350	470

ERMCO Components Inc. Dual Sensing Fuse
Model 9F54LFC
Minimum Melt TCC Curves



ERMCO Components Inc. Dual Sensing Fuse
Model 9F54LFC
Maximum Clear TCC Curves

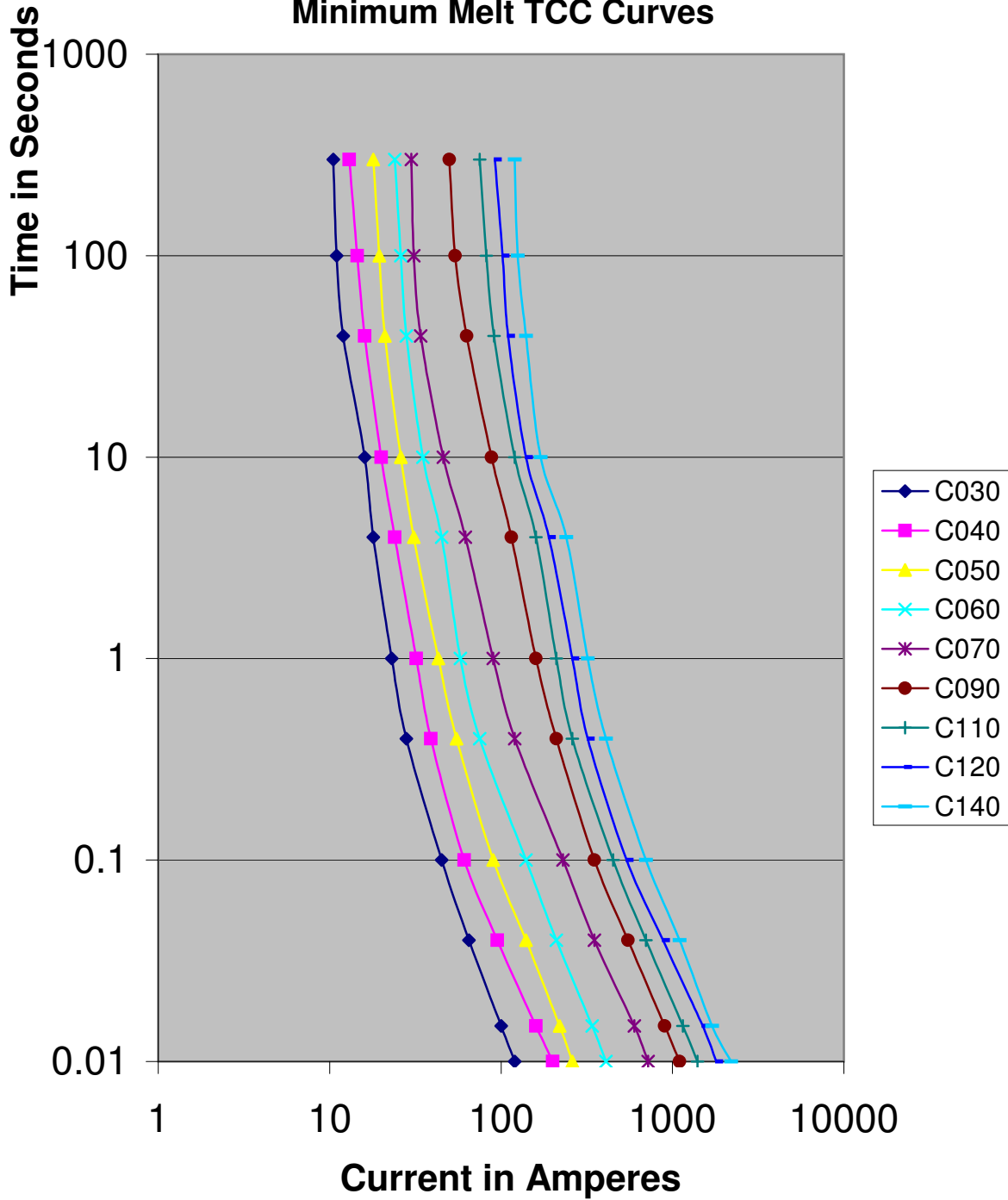


Dual Sensing Fuse Model 9F54LFC TCC Plot Points

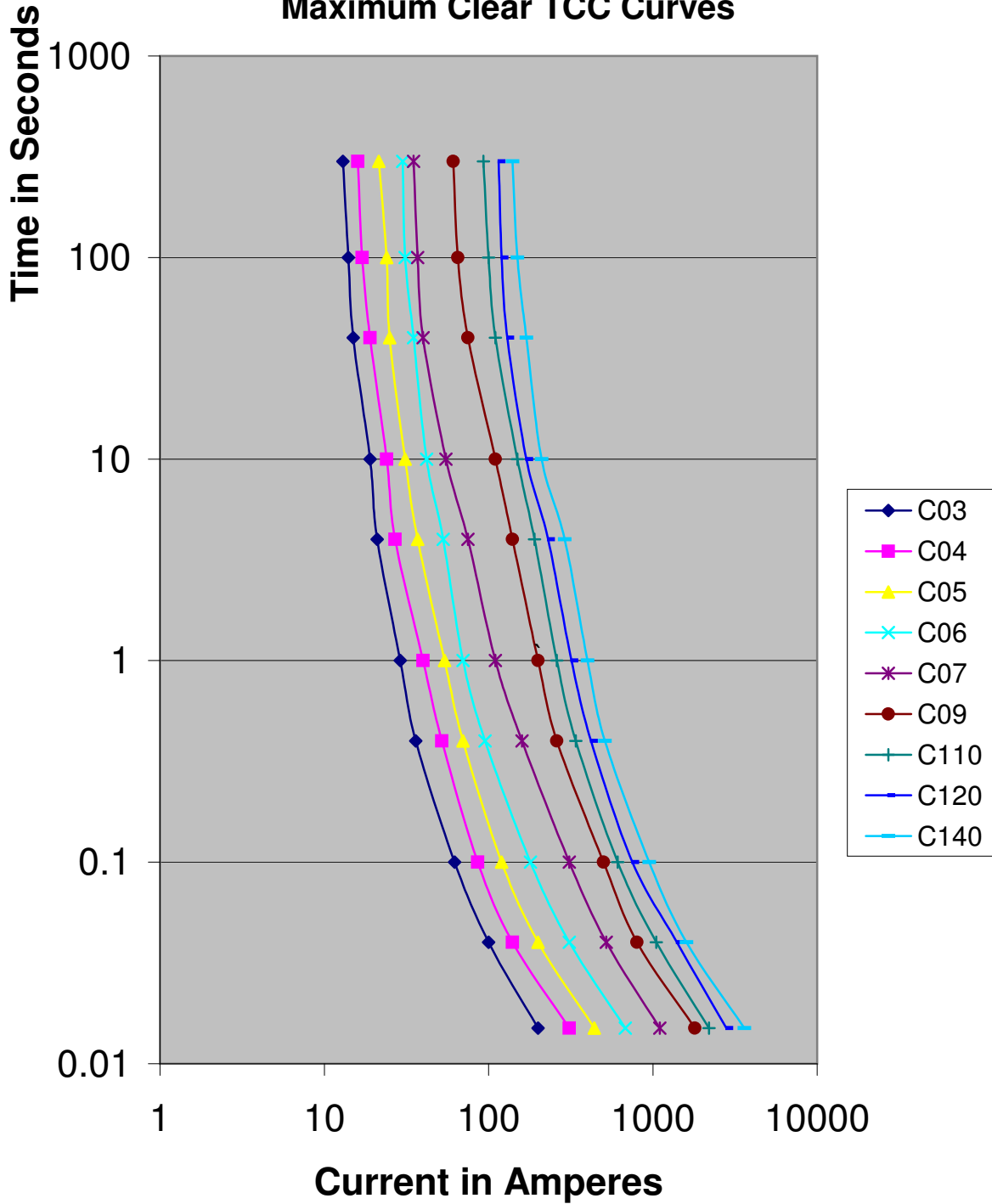
Time (seconds)	C030		C050		C080	
	Min Melt	Max Clear	Min Melt	Max Clear	Min Melt	Max Clear
0.01	120		330		1000	
0.015	95	240	260	700	800	2200
0.04	56	100	154	260	450	800
0.1	35	57	98	140	270	390
0.4	19	30	50	68	130	180
1	14	21	35	45	88	110
4	11	14	24	30	53	65
10	10	12.5	20	26	44	53
40	9.4	11.5	18	23	37	45
100	9.2	11.5	18	22.5	35	43
300	9.2	11.5	18	22.5	35	42

Time (seconds)	C100		C120	
	Min Melt	Max Clear	Min Melt	Max Clear
0.01	2200		5000	
0.015	1800	5500	4000	11000
0.04	1000	1900	2350	4000
0.1	620	990	1400	2000
0.4	300	420	680	900
1	200	260	440	540
4	110	140	240	280
10	85	105	165	200
40	65	80	110	150
100	60	74	100	140
300	58	70	95	135

**ERMCO Components Inc. Dual Element Fuse
Model 9F54DFC
Minimum Melt TCC Curves**



**ERMCO Components Inc. Dual Element Fuse
Model 9F54DFC
Maximum Clear TCC Curves**



Dual Element Fuse Model 9F54DFC TCC Plot Points

Time (seconds)	C030		C040		C050	
	Min Melt	Max Clear	Min Melt	Max Clear	Min Melt	Max Clear
0.01	120		200		260	
0.015	100	200	160	310	220	440
0.04	65	100	95	140	140	200
0.1	45	62	61	86	90	120
0.4	28	36	39	52	55	70
1	23	29	32	40	43	54
4	18	21	24	27	31	37
10	16	19	20	24	26	31
40	12	15	16	19	21	25
100	11	14	14.5	17	19.5	24
300	10.5	13	13	16	18	21.5

Time (seconds)	C060		C070		C090	
	Min Melt	Max Clear	Min Melt	Max Clear	Min Melt	Max Clear
0.01	410		720		1100	
0.015	340	680	600	1100	900	1800
0.04	210	310	350	520	550	800
0.1	140	180	230	310	350	500
0.4	75	95	120	160	210	260
1	58	70	90	110	160	200
4	45	53	62	75	115	140
10	35	42	46	55	88	110
40	28	35	34	40	63	75
100	26	31	31	37	54	65
300	24	30	30	35	50	61

Time (seconds)	C110		C120		C140	
	Min Melt	Max Clear	Min Melt	Max Clear	Min Melt	Max Clear
0.01	1400		1800		2200	
0.015	1150	2200	1500	2800	1700	3600
0.04	700	1050	880	1400	1100	1600
0.1	450	610	540	750	700	950
0.4	260	340	320	420	410	510
1	210	260	260	320	320	400
4	160	190	190	230	240	290
10	120	150	140	170	170	210
40	91	110	110	130	140	170
100	82	100	102	120	125	150
300	75	93	92	115	120	140