

CAUTION

**SWITCH FOR TESTING TRANSFORMER ONLY!
DO NOT FIELD OPERATE!
DE-ENERGIZE BEFORE OPERATING!**

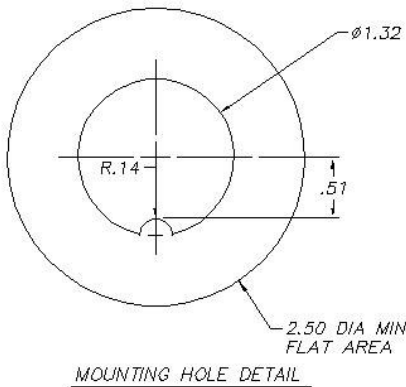
- OPEN SWITCH ONLY WHEN TRANSFORMER IS DE-ENERGIZED. FAILURE TO COMPLY MAY RESULT IN PERSONAL INJURY.
- ARRESTER DISCONNECT SWITCH MUST BE OPEN BEFORE DIELECTRIC TESTING OF TRANSFORMER TO PREVENT MISLEADING RESULTS AND POSSIBLE ARRESTER DAMAGE.
- TO OPEN SWITCH, UNSCREW PIPE PLUG, PULL PLUG OUT TO STOP (APPROX. 2.5"). THIS DISCONNECTS THE ARRESTER GROUND.
- TO CLOSE REVERSE THE ABOVE PROCEDURE.

32A703026P01

DECAL

NOTICE

TO ASSURE FULL BIL THE PISTON MUST BE IN THE WITHDRAWN POSITION AND THE TUBE FILLED WITH OIL DURING TRANSFORMER INSULATION TESTING. AFTER TESTING APPLY LOCTITE (NOT PROVIDED) TO THE SHAFT THREADS AND SCREW INTO THE PISTON UNTIL SEATED. PUSH IN THE PLUG/SHAFT UNTIL THE PLUG ENGAGES AND SCREW INTO FLANGE. NOTE THAT THE PLUG MUST HAVE TEFLON TAPE OR OTHER THREAD SEALANT.



MOUNTING HOLE DETAIL

NOTES:

1. TORQUE LOCK NUT TO 150 INCH POUNDS.
2. LOCKNUT, GASKET AND PLUG ASSEMBLY SHIPPED UNASSEMBLED.
3. LOCATE DECAL ON TANK ADJACENT TO DISCONNECTOR.

CATALOG NUMBER	FIG	TYPE	ASM.	DECAL SUPPLIED	FASTON TERMINAL
7529ZA0899	01	PAD	ASM.	YES	YES
7529ZA0999	02	POLE	ASM.	YES	YES
7529ZA1099	03	POLE	ASM.	YES	NO
7529ZA1199	04	PAD	ASM.	YES	NO

CATALOG NUMBER	DESCRIPTION
4399ZF0199	LOCKNUT
5111ZF0199	GASKET
7529ZAD399	PLUG/SHAFT
5219ZF0199	DECAL

ERMCO COMPONENTS, INC.

TITLE

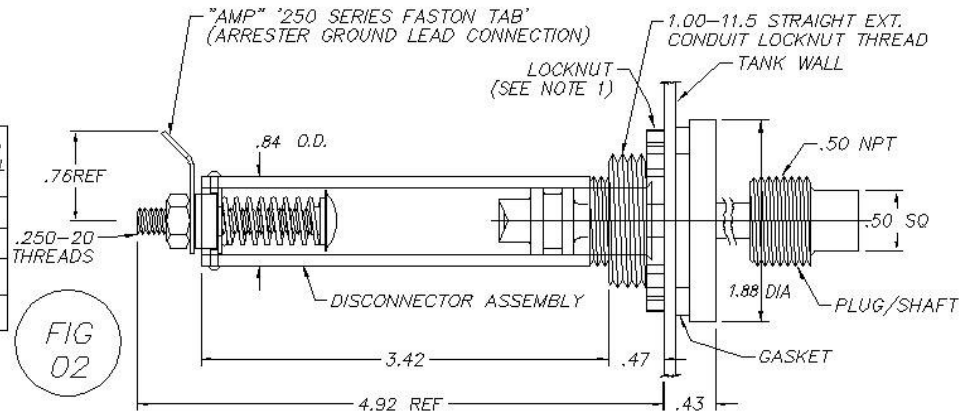
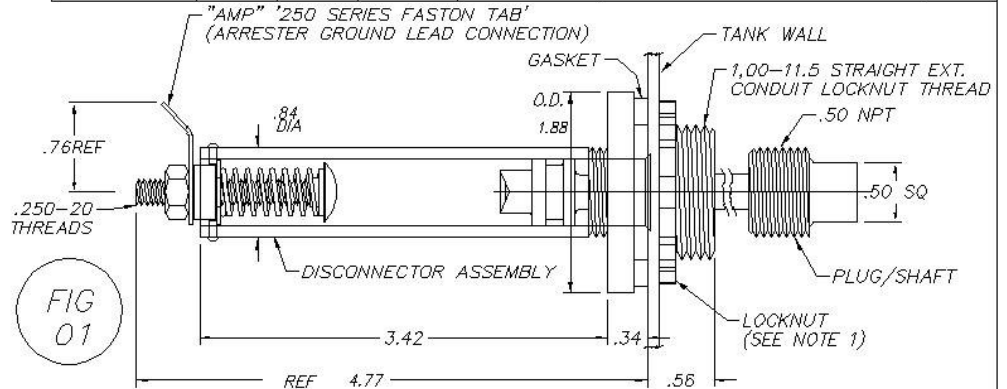
32B708002
CONT ON SH 2 SH 1

UNLESS OTHERWISE SPECIFIED, TOLERANCES ARE

SURFACES	2 PL DEC	3 PL DEC	ANGLES
✓	±	±	± DEG

OUTLINE (ARRESTER DISCONNECTOR SWITCH)

FIRST MADE FOR (UNDER OIL ARRESTER DISCONNECT SWITCH)



REVISIONS	APPROVALS	DATE	DESCRIPTION
1	G. DAVIS	SEPT. 14, 1988	CHG LABEL TEXT "DO NOT OPERATE"
2	G. DAVIS	OCT. 15, 1988	ADD 0499/0899 CAT No's
3	G. DAVIS	NOV. 10, 1988	CHG DEL "AMP" TERM
4	R. JENSEN	9/20/93	ADD 0699 CAT NO
5	A. B. D.	06/MAR/95	
6	G. BRYANT	1/22/96	ADD 0799/0899/0999
7	K. CARROLL	25-3-96	ECN#10 ADDED SH. 2
8	K. CARROLL	20-NOV-96	ECN# R21 CHG CAT. TABLE
9	K. CARROLL	21-NOV-97	Updated Caution Decal ECN# 6544
10	S. STULPIN	08-MAR-99	Chg Balln. of Piston ECN #673 Chg del of nut both fig's UPDATED TEMPLATE

MADE BY: G. DAVIS JAN. 05, 1988
REISSUED BY: S. STULPIN 08-MAR-99

APPROVALS

HICKORY
ERMCO

32B708002
CONT ON SH 2 SH 1

E-2

03/99

CAUTION

**SWITCH FOR TESTING TRANSFORMER ONLY!
DO NOT FIELD OPERATE!
DE-ENERGIZE BEFORE OPERATING!**

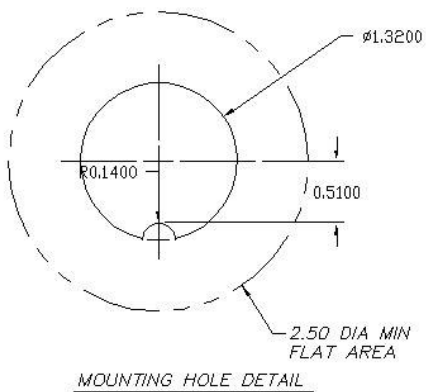
- OPEN SWITCH ONLY WHEN TRANSFORMER IS DE-ENERGIZED. FAILURE TO COMPLY MAY RESULT IN PERSONAL INJURY.
- ARRESTER DISCONNECT SWITCH MUST BE OPEN BEFORE DIELECTRIC TESTING OF TRANSFORMER TO PREVENT MISLEADING RESULTS AND POSSIBLE ARRESTER DAMAGE.
- TO OPEN SWITCH, UNSCREW PIPE PLUG, PULL PLUG OUT TO STOP (APPROX. 2.5"). THIS DISCONNECTS THE ARRESTER GROUND.
- TO CLOSE REVERSE THE ABOVE PROCEDURE.

32A703026P01

DECAL

NOTICE

TO ASSURE FULL BIL THE PISTON MUST BE IN THE WITHDRAWN POSITION AND THE TUBE FILLED WITH OIL DURING TRANSFORMER INSULATION TESTING. AFTER TESTING APPLY LOCTITE (NOT PROVIDED) TO THE SHAFT THREADS AND SCREW INTO THE PISTON UNTIL SEATED. PUSH IN THE PLUG/SHAFT UNTIL THE PLUG ENGAGES AND SCREW INTO FLANGE. NOTE THAT THE PLUG MUST HAVE TEFLON TAPE OR OTHER THREAD SEALANT.



CATALOG NUMBER	DESCRIPTION
4399ZF0199	LOCKNUT
5111ZF0199	GASKET
7529ZA0399	PLUG/SHAFT
5219ZF0199	DECAL

- NOTES:
1. TORQUE LOCK NUT TO 150 INCH POUNDS.
 2. LOCKNUT, GASKET AND PLUG ASSEMBLY SHIPPED UNASSEMBLED.
 3. LOCATE DECAL ON TANK ADJACENT TO DISCONNECTOR.

ERMCO COMPONENTS, INC.

TITLE **32B708002**
CONT ON SH 3 SH 2
OUTLINE (ARRESTER DISCONNECTOR SWITCH)
FIRST MADE FOR (UNDER OIL ARRESTER DISCONNECT SWITCH)

UNLESS OTHERWISE SPECIFIED, TOLERANCES ARE			
SURFACES	2 PL DEC	3 PL DEC	ANGLES
✓	±	±	± DEG

FIG 03

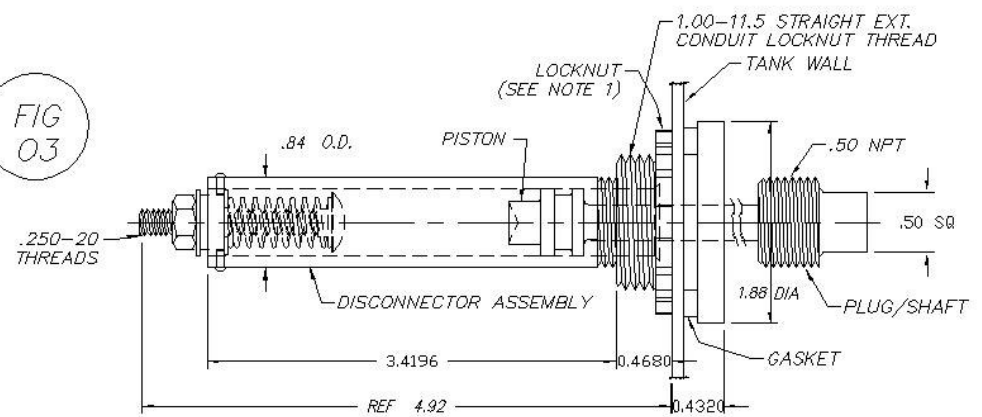


FIG 04

SAME AS FIG 01 WITHOUT FASTON TAB

REVISIONS	DATE	BY	DESCRIPTION	APPROVAL	DATE	BY	DESCRIPTION
1	K. CARROLL 25-3-96	ECN# R21	ADDED FIG 04				
2	K. CARROLL 20-NOV-96	ECN# R34A	Updated Caution Decal				
3	K. CARROLL 21-NOV-97	ECN# R73	Chg Del. of Piston Chg del of nut ECN #R73				
4	S. STULPIN 08-MAR-99		UPDATED TEMPLATE				
5	S. STULPIN 26-MAR-01		ADDED SHEET 3				

MADE BY: G.S. BRYANT JAN. 22, 1996
ISSUED BY: S. STULPIN 26-MAR-01

HICKORY ERMCO
3 2B708002
CONT ON SH 3 SH 2

E-3

03/01